

OLI: to read and apply the phonics digraphs ey, ou, oe, ew, ph and wh

Instructions for Parents

Please note that we are setting learning for all children in the class and that different children will find different elements of this challenging. Your child will need support from you or an older sibling for some of the time.

1. Look at the Obb and Bob story over the page or at https://www.phonicsplaycomics.co.uk/comic_ph5a_which_new_pet.html
2. Spot the sounds in the story, read each sentence, read the whole story. Discuss what is happening.
3. Match the sounds/words in the dondolphanturkey to the original animal. Can you invent any new animal names?
4. Draw/cut and stick/make a model of your own made up animal and give it a name.
5. Challenge: create your own cartoon using the same idea - you could change an animal, the new pet, the rocket or everything!


If you are able to send a photo to your teacher sometime this week that would be great! If not, just let us know how you are getting on.

Thank you

Which new pet for Obb and Bob?


wh
ph
ew
oe
au
ey
Phase 5a

A donkey?




Donkeys are grumps.

A turkey?




Turkeys are too loud.

A phantom dolphin?



It will haunt us and splash us too.

An elephant?




Yes!

Oh no, hang on! The rocket will not launch if an elephant gets on it.

Help, I am stuck.



An elephant might step on my toes as well.




Look down Bob, you do not have toes.



Phew!

Let's construct a pet...




shopping trolley


screws

glue

...out of a few bits and bobs.



Wow, this new pet goes zooming.



This dondolphanturkey is so cool.

